

**Mission:**

To protect, promote & improve the health of all people in Florida through integrated state, county & community efforts.

**Ron DeSantis**

Governor

**Joseph A. Ladapo, M.D., Ph.D.**

State Surgeon General

**Vision:** To be the Healthiest State in the Nation**Notification of Acceptance of Use of a General Permit****Permittee:**

Laura Le, P.E.  
Public Utilities Engineer  
City of West Palm Beach  
401 Clematis Street  
West Palm Beach, FL 33401  
[Lle@wpb.org](mailto:Lle@wpb.org)

**Permit Number:** 138298-905-DSGP**Issue Date:** 04/02/2026**Expiration Date:** 04/01/2031**County:** Palm Beach**Project:** Pilgrim Road and Plymouth Road  
Utilities Improvements**Water Supplier:** City of West Palm Beach**PWS ID:** 4501559

Dear Ms. Le:

On March 19, 2026 the Florida Department of Health-Palm Beach County, as an approved local program of the Florida Department of Environmental Protection, received a *"Notice of Intent to Use the General Permit for Construction of Water Main Extensions for PWSs"* [DEP Form No. [62-555.900\(7\)](#)], under the provisions of Rule [62-4.530](#) and Chapter [62-555](#), Florida Administrative Code (F.A.C.). The proposed project includes :

**Construction of approximately 1,840 LF of 6" and 8" DIP replacement water main and four (4) replacement fire hydrants located in the area east of North Rosemary Avenue and north of 3<sup>rd</sup> Street in the City of West Palm Beach, Florida.**

Based upon the submitted Notice and accompanying documentation, this correspondence is being sent to advise that the Department does not object to the use of such general permit at this time. Please be advised that the permittee is required to abide by Rule [62-555.405, F.A.C.](#), all applicable rules in Chapters [62-4](#), [62-550](#), [62-555](#), F.A.C., and the General Conditions for All General Drinking Water Permits (found in [62-4.540, F.A.C.](#)).

When any existing asbestos cement (AC) pipes are replaced under this permit, the permittee shall do so in accordance with the applicable rules of the Federal Asbestos Regulation and Florida DEP requirements. For specific requirements applicable to AC pipes, the permittee should contact the Air and Waste Management section managers prior to commencing any such activities at (561) 837-5900 #3. Please be aware that a notification is required to be submitted to the Department for a regulated project.

**Florida Department of Health, Palm Beach County**  
**Division of Environmental Public Health**  
P.O. Box 29, 800 Clematis Street, West Palm Beach, FL 33402  
PHONE: 561-837-5900 • FAX: [561-837-5294](tel:561-837-5294)  
**FloridaHealth.gov / palmbeach.floridahealth.gov**



**Accredited Health Department**  
Public Health Accreditation Board

The permittee shall comply with all sampling requirements specific to this project. These requirements are attached for review and implementation. Pursuant to Rule [62-555.345, F.A.C.](#), the permittee shall submit a certification of construction completion [DEP Form No. [62-555.900\(9\)](#)] to the Department and obtain approval, or clearance, from the Department before placing any water main extension constructed under this general permit into operation for any purpose other than disinfection or testing for leaks.

Within 30 days after the sale or legal transfer of ownership of the permitted project that has not been cleared for service in total by the Department, both the permittee and the proposed permittee shall sign and submit an application for transfer of the permit using Form [62-555.900\(8\), F.A.C.](#), with the appropriate fee. The permitted construction is not authorized past the 30-day period unless the permit has been transferred.

This permit will expire five years from the date of issuance. If the project has been started and not completed by that time, a new permit must be obtained before the expiration date in order to continue work on the project, per Rule [62-4.030, F.A.C.](#)

Sincerely,  
For the Division Director

A handwritten signature in blue ink, appearing to read "Henry J. Hardman", is written over a horizontal line.

Henry J. Hardman, P.E.,  
Plan Review Manager  
Division of Environmental Public Health

LM/JH

c: Project Engineer: Leonard Z. Gamble, P.E.  
Utility: Same

**Civil Penalty May Be Incurred**  
**if this project is placed into operation before obtaining a clearance from this office.**

Requirements for clearance upon completion of projects are as follows:

**1) Clearance Form**

Submission of a fully completed Department of Environmental Protection (DEP) Form [62-555.900\(9\)](#) *Certification of Construction Completion and Request for Clearance to Place Permitted PWS Components into Operation.*

**2) Record Drawings**

Submission of the portion of record drawings showing deviations from the DEP construction permit, including preliminary design report or drawings and specifications, if there are any deviations from said permit (Note that it is necessary to submit a copy of only the portion of record drawings showing deviations and not a complete set of record drawings.).

**3) Bacteriological Results**

Copies of satisfactory bacteriological analysis (a.k.a. Main Clearance), taken within sixty (60) days of completion of construction, from locations within the distribution system or water main extension to be cleared, in accordance with Rules [62-555.315\(6\)](#), [62-555.340](#), and [62-555.330](#), F.A.C. and American Water Works Association (AWWA) Standard C 651-92, as follows:

- Connection to an existing system
- The end point of the proposed addition
- Any water lines branching off a main extension
- Every 1,200 feet on straight runs of pipe

Each location shall be sampled on two consecutive days, with sample points and chlorine residual readings clearly indicated on the report. A sketch or description of all bacteriological sampling locations must also be provided. **All samples shall be collected by an employee of a state certified laboratory or a certified operator and be reported on DEP Reporting Format 62-550.730.**

For further clarification contact:  
Jay Hardman, P.E.  
Florida Department of Health Palm Beach  
Plan Review & Permit Section  
800 Clematis Street, 4<sup>th</sup> Floor  
West Palm Beach, FL 33401  
561-837-5900 #5



## NOTICE OF INTENT TO USE THE GENERAL PERMIT FOR CONSTRUCTION OF WATER MAIN EXTENSIONS FOR PWSs

**INSTRUCTIONS:** This notice shall be completed and submitted by persons proposing to construct projects permitted under the "General Permit for Construction of Water Main Extensions for Public Water Systems" in Rule 62-555.405, F.A.C. AT LEAST 30 DAYS BEFORE BEGINNING CONSTRUCTION OF A WATER MAIN EXTENSION PROJECT, complete and submit one copy of this notice to the appropriate Department of Environmental Protection (DEP) District Office or Approved County Health Department (ACHD) along with payment of the proper permit processing fee. (When completed, Part II of this notice serves as the preliminary design report for a water main extension project, and thus, it is unnecessary to submit a separate preliminary design report or drawings, specifications, and design data with this notice.) All information provided in this notice shall be typed or printed in ink. The DEP permit processing fee for projects requiring the services of a professional engineer during design is \$650, and the DEP permit processing fee for projects not requiring the services of a professional engineer during design is \$500.\* Some ACHDs charge a county permit processing fee in addition to the DEP permit processing fee. Checks for permit processing fees shall be made payable to the Department of Environmental Protection or the appropriate ACHD. NOTE THAT A SEPARATE NOTIFICATION AND A SEPARATE PERMIT PROCESSING FEE ARE REQUIRED FOR EACH NON-CONTIGUOUS PROJECT.†

\* Except as noted in paragraphs 62-555.520(3)(a) and (b), F.A.C., projects shall be designed under the responsible charge of one or more professional engineers licensed in Florida.

† Non-contiguous projects are projects that are neither interconnected nor located nearby one another (i.e., on the same site, on adjacent streets, or in the same neighborhood).

### I. General Project Information

A. Name of Project: **Pilgrim Road and Plymouth Road Utilities Improvements**

B. Description of Project and Its Purpose:

Replace approximately 1,840 linear feet of existing 3-inch to 6-inch water main with new 6-inch and 8-inch ductile iron pipe water main, including the replacement of four (4) fire hydrants.

C. Location of Project

1. County Where Project Located: **Palm Beach**

2. Description of Project Location:

Land area located east of N Rosemary Ave., north of 3rd St., and west of W Railroad Ave.

D. Estimate of Cost to Construct Project: **\$2,310,000**

E. Estimate of Dates for Starting and Completing Construction of Project:  
**2/1/2026 - 2/1/2027**

F. Permittee

PWS/Company Name: City of West Palm Beach Water Treatment Facility		PWS Identification No.: * 450-1559	
PWS Type: * <input checked="" type="checkbox"/> Community <input type="checkbox"/> Non-Transient Non-Community <input type="checkbox"/> Transient Non-Community <input type="checkbox"/> Consecutive			
Contact Person: Laura Le, P.E.		Contact Person's Title: Public Utilities Engineer	
Contact Person's Mailing Address: P.O. Box 3366			
City: West Palm Beach		State: FL	Zip Code: 33402
Contact Person's Telephone Number: 561-494-1040		Contact Person's Fax Number: 561-494-1116	
Contact Person's E-Mail Address: LLE@wpb.org			

\* This information is required only if the permittee is a public water system (PWS).

G. Public Water System (PWS) Supplying Water to Project

PWS Name: City of West Palm Beach Water Treatment Facility		PWS Identification No.: 450-1559	
PWS Type: <input checked="" type="checkbox"/> Community <input type="checkbox"/> Non-Transient Non-Community <input type="checkbox"/> Transient Non-Community <input type="checkbox"/> Consecutive			
PWS Owner: West Palm Beach			
Contact Person: Laura Le, P.E.		Contact Person's Title: Public Utilities Engineer	
Contact Person's Mailing Address: P.O. Box 3366			
City: West Palm Beach		State: FL	Zip Code: 33402
Contact Person's Telephone Number: 561-494-1040		Contact Person's Fax Number: 561-494-1116	
Contact Person's E-Mail Address: LLE@wpb.org			

# NOTICE OF INTENT TO USE THE GENERAL PERMIT FOR CONSTRUCTION OF WATER MAIN EXTENSIONS FOR PWSs

Project Name: Pilgrim Road and Plymouth Road Utilities Improvements	Permittee: City of West Palm Beach Water Treatment Facility
---	---

## H. Public Water System (PWS) that Will Own Project After It Is Placed into Permanent Operation

PWS Name: City of West Palm Beach Water Treatment Facility		PWS Identification No.: *450-1559
PWS Type: *	<input checked="" type="checkbox"/> Community <input type="checkbox"/> Non-Transient Non-Community <input type="checkbox"/> Transient Non-Community <input type="checkbox"/> Consecutive	
PWS Owner: West Palm Beach		
Contact Person: Laura Le, P.E.	Contact Person's Title: Public Utilities Engineer	
Contact Person's Mailing Address: P.O. Box 3366		
City: West Palm Beach	State: FL	Zip Code: 33402
Contact Person's Telephone Number: 561-494-1040	Contact Person's Fax Number: 561-494-1116	
Contact Person's E-Mail Address: LLE@wpb.org		

\* This information is required only if the owner/operator is an existing PWS.

## I. Professional Engineer(s) or Other Person(s) in Responsible Charge of Designing Project\*

Company Name: Craven Thompson & Associates		
Designer(s): Leonard Z. Gamble	Title(s) of Designer(s): Senior Engineer	
Qualifications of Designer(s):		
<input checked="" type="checkbox"/> Professional Engineer(s) Licensed in Florida – License Number(s): 65921		
<input type="checkbox"/> Public Officer(s) Employed by State, County, Municipal, or Other Governmental Unit of State†		
<input type="checkbox"/> Plumbing Contractor(s) Licensed in Florida – License Number(s): ^		
Mailing Address of Designer(s): 4723 W. Atlantic Avenue, Suite A12		
City: Delray Beach	State: FL	Zip Code: 33445
Telephone Number of Designer(s): 561-501-5718	Fax Number of Designer(s):	
E-Mail Address(es) of Designer(s): zgamble@craventhompson.com		

\* Except as noted in paragraphs 62-555.520(3)(a) and (b), F.A.C., projects shall be designed under the responsible charge of one or more professional engineers licensed in Florida.

† Attach a detailed construction cost estimate showing that the cost to construct this project is \$10,000 or less.

^ Attach documentation showing that this project will be installed by the plumbing contractor(s) designing this project, documentation showing that this project involves a public water system serving a single property and fewer than 250 fixture units, and a detailed construction cost estimate showing that the cost to construct this project is \$50,000 or less.

## II. Preliminary Design Report for Project\*

### A. Service Area, Water Use, and Service Pressure Information

#### 1. Design Type and Number of Service Connections, and Average Daily Water Demands and Maximum-Day Water Demands, in the Entire Area to Be Served by the Water Mains Being Constructed Under this Project:

A = Type of Service Connection	B = Number of Service Connections	C = Average Daily Water Demand Per Service Connection, gpd	D = Total Average Daily Water Demand <sup>a</sup> , gpd (Columns BxC for Residential Service Connections)	E = Total Maximum-Day Water Demand <sup>b</sup> , gpd
Single-Family Home			0	
Mobile Home			0	
Apartment			0	
Commercial, Institutional, or Industrial Facility <sup>a</sup>				
Total	0		0	0

a. Description of Commercial, Institutional, or Industrial Facilities and Explanation of Method(s) Used to Estimate Average Daily Water Demand for These Facilities:

N/A, proposed improvements are upgrades to existing water distribution system.

b. Explanation of Peaking Factor(s) or Method(s) Used to Estimate Maximum-Day Water Demand:

N/A



## NOTICE OF INTENT TO USE THE GENERAL PERMIT FOR CONSTRUCTION OF WATER MAIN EXTENSIONS FOR PWSs

Project Name: Pilgrim Road and Plymouth Road Utilities Improvements

Permittee: City of West Palm Beach Water Treatment Facility

2. Explanation of Peaking Factor(s) or Method(s) Used to Estimate Design Peak-Hour Water Demand and, for Small Water Systems that Use Hydropneumatic Tanks or that Are Not Designed to Provide Fire Protection, Peak Instantaneous Water Demand:

N/A

3. Design Fire-Flow Rate and Duration:  
1,500 GPM and 2 hours

4. Design Service Pressure Range:  
40-60 psi

### B. Project Site Information







1. ATTACH A SITE PLAN OR SKETCH SHOWING THE SIZE AND APPROXIMATE LOCATION OF NEW OR ALTERED WATER MAINS, SHOWING THE APPROXIMATE LOCATION OF HYDRANTS, VALVES, METERS, AND BLOW-OFFS IN SAID MAINS, AND SHOWING HOW SAID MAINS CONNECT TO THE PUBLIC WATER SYSTEM SUPPLYING WATER FOR THE PROJECT.

2. Description of Any Areas Where New or Altered Water Mains Will Cross Above or Under Surface Water or Be Located in Soil that Is Known to Be Aggressive:

N/A

### C. Information About Compliance with Design and Construction Requirements

1. If this project is being designed to comply with the following requirements, initial in ink before the requirements. If any of the following requirements do not apply to this project or if this project includes exceptions to any of the following requirements as allowed by rule, mark "X" before the requirements and complete Part II.C.2 below. *RSWW* = *Recommended Standards for Water Works* as incorporated into Rule 62-555.330, F.A.C.

-  a. This project is being designed to keep existing water mains and service lines in operation during construction or to minimize interruption of water service during construction. [*RSWW* 1.3.a; exceptions allowed under FAC 62-555.330]
-  b. All pipe, pipe fittings, pipe joint packing and jointing materials, valves, fire hydrants, and meters installed under this project will conform to applicable American Water Works Association (AWWA) standards. [FAC 62-555.320(21)(b), *RSWW* 8.0, and AWWA standards as incorporated into FAC 62-555.330; exceptions allowed under FAC 62-555.320(21)(c)]
-  c. All public water system components, excluding fire hydrants, that will be installed under this project and that will come into contact with drinking water will conform to NSF International Standard 61 as adopted in Rule 62-555.335, F.A.C., or other applicable standards, regulations, or requirements referenced in paragraph 62-555.320(3)(b), F.A.C. [FAC 62-555.320(3)(b); exceptions allowed under FAC 62-555.320(3)(d)]
-  d. All pipe and pipe fittings installed under this project will contain no more than 8.0% lead, and any solder or flux used in this project will contain no more than 0.2% lead. [FAC 62-555.322]
-  e. All pipe and pipe fittings installed under this project will be color coded or marked in accordance with subparagraph 62-555.320(21)(b)3, F.A.C., using blue as a predominant color. (Underground plastic pipe will be solid-wall blue pipe, will have a co-extruded blue external skin, or will be white or black pipe with blue stripes incorporated into, or applied to, the pipe wall; and underground metal or concrete pipe will have blue stripes applied to the pipe wall. Pipe striped during manufacturing of the pipe will have continuous stripes that run parallel to the axis of the pipe, that are located at no greater than 90-degree intervals around the pipe, and that will remain intact during and after installation of the pipe. If tape or paint is used to stripe pipe during installation of the pipe, the tape or paint will be applied in a continuous line that runs parallel to the axis of the pipe and that is located along the top of the pipe; for pipe with an internal diameter of 24 inches or greater, tape or paint will be applied in continuous lines along each side of the pipe as well as along the top of the pipe. Aboveground pipe will be painted blue or will be color coded or marked like underground pipe.) [FAC 62-555.320(21)(b)3]
-  f. All new or altered water mains included in this project are sized after a hydraulic analysis based on flow demands and pressure requirements. ATTACH A HYDRAULIC ANALYSIS JUSTIFYING THE SIZE OF ANY NEW OR ALTERED WATER MAINS WITH AN INSIDE DIAMETER OF LESS THAN THREE INCHES. [FAC 62-555.320(21)(b) and *RSWW* 8.1]

# NOTICE OF INTENT TO USE THE GENERAL PERMIT FOR CONSTRUCTION OF WATER MAIN EXTENSIONS FOR PWSs

Project Name: Pilgrim Road and Plymouth Road Utilities Improvements	Permittee: City of West Palm Beach Water Treatment Facility
---	---

- ☒ g. The inside diameter of new or altered water mains that are included in this project and that are being designed to provide fire protection and serve fire hydrants will be at least six inches. [FAC 62-555.320(21)(b) and RSWW 8.1.2]
- ☒ h. New or altered water mains that are included in this project and that are not being designed to carry fire flows do not have fire hydrants connected to them. [FAC 62-555.320(21)(b) and RSWW 8.1.5]
- ☒ i. This project is being designed to minimize dead-end water mains by making appropriate tie-ins where practical. [FAC 62-555.320(21)(b) and RSWW 8.1.6.a]
- ☒ j. New or altered dead-end water mains included in this project will be provided with a fire or flushing hydrant or blow-off for flushing purposes. [FAC 62-555.320(21)(b) and RSWW 8.1.6.b]
- ☒ k. Sufficient valves will be provided on new or altered water mains included in this project so that inconvenience and sanitary hazards will be minimized during repairs. [FAC 62-555.320(21)(b) and RSWW 8.2]
- ☒ l. New or altered fire hydrant leads included in this project will have an inside diameter of at least six inches and will include an auxiliary valve. [FAC 62-555.320(21)(b) and RSWW 8.3.3]
- ☒ m. All fire hydrants that will be installed under this project and that will have unplugged, underground drains will be located at least three feet from any existing or proposed storm sewer, stormwater force main, pipeline conveying reclaimed water regulated under Part III of Chapter 62-610, F.A.C., or vacuum-type sanitary sewer; at least six feet from any existing or proposed gravity- or pressure-type sanitary sewer, wastewater force main, or pipeline conveying reclaimed water not regulated under Part III of Chapter 62-10, F.A.C.; and at least ten feet from any existing or proposed "on-site sewage treatment and disposal system." [FAC 62-555.314(4)]
- ☒ n. At high points where air can accumulate in new or altered water mains included in this project, provisions will be made to remove the air by means of air relief valves, and automatic air relief valves will not be used in situations where flooding of the valve manhole or chamber may occur. [FAC 62-555.320(21)(b) and RSWW 8.4.1]
- ☒ o. The open end of the air relief pipe from all automatic air relief valves installed under this project will be extended to at least one foot above grade and will be provided with a screened, downward-facing elbow. [FAC 62-555.320(21)(b) and RSWW 8.4.2]
- ☒ p. New or altered chambers, pits, or manholes that contain valves, blow-offs, meters, or other such water distribution system appurtenances and that are included in this project will not be connected directly to any sanitary or storm sewer, and blow-offs or air relief valves installed under this project will not be connected directly to any sanitary or storm sewer. [FAC 62-555.320(21)(b) and RSWW 8.4.3]
- ☒ q. New or altered water mains included in this project will be installed in accordance with applicable AWWA standards or in accordance with manufacturers' recommended procedures. [FAC 62-555.320(21)(b), RSWW 8.5.1, and AWWA standards as incorporated into FAC 62-555.330]
- ☒ r. A continuous and uniform bedding will be provided in trenches for underground pipe installed under this project; backfill material will be tamped in layers around underground pipe installed under this project and to a sufficient height above the pipe to adequately support and protect the pipe; and unsuitably sized stones (as described in applicable AWWA standards or manufacturers' recommended installation procedures) found in trenches will be removed for a depth of at least six inches below the bottom of underground pipe installed under this project. [FAC 62-555.320(21)(b), RSWW 8.5.2]
- ☒ s. All water main tees, bends, plugs, and hydrants installed under this project will be provided with thrust blocks or restrained joints to prevent movement. [FAC 62-555.320(21)(b) and RSWW 8.5.4]
- ☒ t. New or altered water mains that are included in this project and that will be constructed of asbestos-cement or polyvinyl chloride pipe will be pressure and leakage tested in accordance with AWWA Standard C603 or C605, respectively, as incorporated into Rule 62-555.330, F.A.C., and all other new or altered water mains included in this project will be pressure and leakage tested in accordance with AWWA Standard C600 as incorporated into Rule 62-555.330. [FAC 62-555.320(21)(b)1 and AWWA standards as incorporated into FAC 62-555.330]
- ☒ u. New or altered water mains, including fire hydrant leads and including service lines that will be under the control of a public water system and that have an inside diameter of three inches or greater, will be disinfected and bacteriologically evaluated in accordance with Rule 62-555.340, F.A.C. [FAC 62-555.320(21)(b)2 and FAC 62-555.340]
- ☒ v. New or altered water mains that are included in this project and that will be installed in areas where there are known aggressive soil conditions will be protected through use of corrosion-resistant water main materials, through encasement of the water mains in polyethylene, or through provision of cathodic protection. [FAC 62-555.320(21)(b) and RSWW 8.5.7.d]

# NOTICE OF INTENT TO USE THE GENERAL PERMIT FOR CONSTRUCTION OF WATER MAIN EXTENSIONS FOR PWSs

Project Name: Pilgrim Road and Plymouth Road Utilities Improvements

Permittee: City of West Palm Beach Water Treatment Facility

- w. New or relocated, underground water mains included in this project will be laid to provide a horizontal distance of at least three feet between the outside of the water main and the outside of any existing or proposed vacuum-type sanitary sewer, storm sewer, stormwater force main, or pipeline conveying reclaimed water regulated under Part III of Chapter 62-610, F.A.C.; a horizontal distance of at least six feet between the outside of the water main and the outside of any existing or proposed gravity-type sanitary sewer (or a horizontal distance of at least three feet between the outside of the water main and the outside of any existing or proposed gravity-type sanitary sewer if the bottom of the water main will be laid at least six inches above the top of the sewer); a horizontal distance of at least six feet between the outside of the water main and the outside of any existing or proposed pressure-type sanitary sewer, wastewater force main, or pipeline conveying reclaimed water not regulated under Part III of Chapter 62-610, F.A.C.; and a horizontal distance of at least ten feet between the outside of the water main and all parts of any existing or proposed "on-site sewage treatment and disposal system." [FAC 62-555.314(1); exceptions allowed under FAC 62-555.314(5)]
- x. New or relocated, underground water mains that are included in this project and that will cross any existing or proposed gravity- or vacuum-type sanitary sewer or storm sewer will be laid so the outside of the water main is at least six inches above the other pipeline or at least 12 inches below the other pipeline; and new or relocated, underground water mains that are included in this project and that will cross any existing or proposed pressure-type sanitary sewer, wastewater or stormwater force main, or pipeline conveying reclaimed water will be laid so the outside of the water main is at least 12 inches above or below the other pipeline. [FAC 62-555.314(2); exceptions allowed under FAC 62-555.314(5)]
- y. At the utility crossings described in Part II.C.1.w above, one full length of water main pipe will be centered above or below the other pipeline so the water main joints will be as far as possible from the other pipeline or the pipes will be arranged so that all water main joints are at least three feet from all joints in vacuum-type sanitary sewers, storm sewers, stormwater force mains, or pipelines conveying reclaimed water regulated under Part III of Chapter 62-610, F.A.C., and at least six feet from all joints in gravity- or pressure-type sanitary sewers, wastewater force mains, or pipelines conveying reclaimed water not regulated under Part III of Chapter 62-610, F.A.C. [FAC 62-555.314(2); exceptions allowed under FAC 62-555.314(5)]
- x z. New or altered water mains that are included in this project and that will cross above surface water will be adequately supported and anchored, protected from damage and freezing, and accessible for repair or replacement. [FAC 62-555.320(21)(b) and *RSWW* 8.7.1]
- x aa. New or altered water mains that are included in this project and that will cross under surface water will have a minimum cover of two feet. [FAC 62-555.320(21)(b) and *RSWW* 8.7.2]
- x bb. New or altered water mains that are included in this project and that will cross under surface water courses greater than 15 feet in width will have flexible or restrained, watertight pipe joints and will include valves at both ends of the water crossing so the underwater main can be isolated for testing and repair; the aforementioned isolation valves will be easily accessible and will not be subject to flooding; the isolation valve closest to the water supply source will be in a manhole; and permanent taps will be provided on each side of the isolation valve within the manhole to allow for insertion of a small meter to determine leakage from the underwater main and to allow for sampling of water from the underwater main. [FAC 62-555.320(21)(b) and *RSWW* 8.7.2]
- cc. This project is being designed to include proper backflow protection at those new or altered service connections where backflow protection is required or recommended under Rule 62-555.360, F.A.C., or in *Recommended Practice for Backflow Prevention and Cross-Connection Control*, AWWA Manual M14, as incorporated into Rule 62-555.330, F.A.C.; or the public water system that will own this project after it is placed into operation has a cross-connection control program requiring water customers to install proper backflow protection at those service connections where backflow protection is required or recommended under Rule 62-555.360, F.A.C., or in AWWA Manual M14. [FAC 62-555.360 and AWWA Manual M14 as incorporated into FAC 62-555.330]
- x dd. Neither steam condensate, cooling water from engine jackets, nor water used in conjunction with heat exchangers will be returned to the new or altered water mains included in this project. [FAC 62-555.320(21)(b) and *RSWW* 8.8.2]



# NOTICE OF INTENT TO USE THE GENERAL PERMIT FOR CONSTRUCTION OF WATER MAIN EXTENSIONS FOR PWSSs

**Project Name:** Pilgrim Road and Plymouth Road Utilities Improvements

**Permittee:** City of West Palm Beach Water Treatment Facility

2. Explanation for Requirements Marked "X" in Part II.C.1 Above, Including Justification, Documentation, Assurances, and/or Alternatives as Required by Rule for Exceptions to Requirements in Part II.C.1:

X-Not applicable

m. Proposed Fire Hydrants do not have unplugged, underground drains.

n and o. Typical water distribution mains with residential housing water services connected do not require air relief valves at high points. Air relief provided by services.

v. Proposed water main upgrades are not installed within known aggressive soil conditions.

z, aa, and bb. Proposed water main upgrades do not include surface water crossings.

I completed Part II of this notice, and the information provided in Part II and on the attachment(s) to Part II is true and accurate to the best of my knowledge and belief.

Signature, Seal, and Date of Professional Engineer (PE) or  
Signature and Date of Other Person in Responsible Charge of  
Designing Project:\*

Leonard Z. Gamble, State of Florida,  
Professional Engineer, License No. 65921

This item has been digitally signed and sealed  
by Leonard Z. Gamble on the date indicated  
here.  
Printed copies of this document are not  
considered signed and sealed and the signature  
must be verified on any electronic copies.

Leonard Z. Gamble  
Digitally signed by Leonard Z. Gamble  
Date: 2026.03.09 13:27:48 -04'00'

**Leonard  
Z. Gamble**

Digitally signed  
by Leonard Z.  
Gamble  
Date: 2026.03.09  
13:20:50 -04'00'

Printed/Typed Name: Leonard Z. Gamble

License Number of PE or License Number or Title of Other  
Person in Responsible Charge of Designing Project:\*

65921

Portion of Preliminary Design Report for Which Responsible:

Signature, Seal, and Date of Professional Engineer (PE) or  
Signature and Date of Other Person in Responsible Charge of  
Designing Project:\*

Printed/Typed Name:

License Number of PE or License Number or Title of Other  
Person in Responsible Charge of Designing Project:\*

Portion of Preliminary Design Report for Which Responsible:

\* Except as noted in paragraphs 62-555.520(3)(a) and (b), F.A.C., projects shall be designed under the responsible charge of one or more PEs licensed in Florida. If this project is being designed under the responsible charge of one or more PEs licensed in Florida, Part II of this notice shall be completed, signed, sealed, and dated by the PE(s) in responsible charge. If this project is not being designed under the responsible charge of one or more PEs licensed in Florida, Part II shall be completed, signed, and dated by the person(s) in responsible charge of designing this project.

# NOTICE OF INTENT TO USE THE GENERAL PERMIT FOR CONSTRUCTION OF WATER MAIN EXTENSIONS FOR PWSs

Project Name: Pilgrim Road and Plymouth Road Utilities Improvements

Permittee: City of West Palm Beach Water Treatment Facility

## III. Certifications

### A. Certification by Permittee

I am duly authorized to sign this notice on behalf of the permittee identified in Part I.F of this notice. I certify that, to the best of my knowledge and belief, this project complies with Chapter 62-555, F.A.C. I also certify that construction of this project has not begun yet and that, to the best of my knowledge and belief, this project does not include any of the following construction work:

- construction of water mains conveying raw or partially treated drinking water;
- construction of drinking water treatment, pumping, or storage facilities or conflict manholes;
- construction of water mains in areas contaminated by low-molecular-weight petroleum products or organic solvents;
- construction of an interconnection between previously separate public water systems or construction of water mains that create a "new system" as described under subsection 62-555.525(1), F.A.C.; or
- construction of water mains that will remain dry following completion of construction.

(A specific construction permit is required for each project involving any of the above listed construction work.)

I understand that, if this project is designed under the responsible charge of one or more professional engineers (PEs) licensed in Florida, the permittee must retain a Florida-licensed PE to take responsible charge of inspecting construction of this project for the purpose of determining in general if the construction proceeds in compliance with the Department of Environmental Protection construction permit, including the approved preliminary design report, for this project. I understand that the permittee must have complete record drawings prepared for this project. I also understand that the permittee must submit a certification of construction completion to the Department and obtain written approval, or clearance, from the Department before the permittee places this project into operation for any purpose other than disinfection or testing for leaks.

Signature and Date

Laura Le, P.E.

Printed or Typed Name

Public Utilities Engineer

Title

### B. Certification by PWS Supplying Water to Project

I am duly authorized to sign this notice on behalf of the PWS identified in Part I.G of this notice. I certify that said PWS will supply the water necessary to meet the design water demands for this project. As indicated below, the water treatment plant(s) to which this project will be connected has(have) the capacity necessary to meet the design water demands for this project, and I certify that all other PWS components affected by this project also have the capacity necessary to meet the design water demands for this project. I certify that said PWS is in compliance with applicable planning requirements in Rule 62-555.348, F.A.C.; applicable cross-connection control requirements in Rule 62-555.360, F.A.C.; and to the best of my knowledge and belief, all other applicable rules in Chapters 62-550, 62-555, and 62-699, F.A.C.; furthermore, I certify that, to the best of my knowledge and belief, said PWS's connection to this project will not cause said PWS to be in noncompliance with Chapter 62-550 or 62-555, F.A.C. I also certify that said PWS has reviewed the preliminary design report for this project and that said PWS considers the connection(s) between this project and said PWS acceptable as designed.

- Name(s) of Water Treatment Plant(s) to Which this Project Will Be Connected:  
City of West Palm Beach Water Treatment Facility

- Total Permitted Maximum Day Operating Capacity of Plant(s), gpd: 47,300,000
- Total Maximum Day Flow at Plant(s) as Recorded on Monthly Operating Reports During Past 12 Months, gpd:  
35,290,000

Signature and Date

Laura Le, P.E.

Printed or Typed Name

Public Utilities Engineer

Title

### C. Certification by PWS that Will Own Project After It Is Placed into Permanent Operation

I am duly authorized to sign this notice on behalf of the PWS identified in Part I.H of this notice. I certify that said PWS will own this project after it is placed into permanent operation. I also certify that said PWS has reviewed the preliminary design report for this project and that said PWS considers this project acceptable as designed.

Signature and Date

Laura Le, P.E.

Printed or Typed Name

Public Utilities Engineer

Title

# NOTICE OF INTENT TO USE THE GENERAL PERMIT FOR CONSTRUCTION OF WATER MAIN EXTENSIONS FOR PWSs

Project Name: Pilgrim Road and Plymouth Road Utilities Improvements

Permittee: City of West Palm Beach Water Treatment Facility

## D. Certification by Professional Engineer(s) in Responsible Charge of Designing Project\*

I, the undersigned professional engineer licensed in Florida, am in responsible charge of designing this project. I certify that, to the best of my knowledge and belief, the design of this project complies with Chapter 62-555, F.A.C. I also certify that, to the best of my knowledge and belief, this project is not being designed to include any of the following construction work:

- construction of water mains conveying raw or partially treated drinking water;
- construction of drinking water treatment, pumping, or storage facilities or conflict manholes;
- construction of water mains in areas contaminated by low-molecular-weight petroleum products or organic solvents;
- construction of an interconnection between previously separate public water systems or construction of water mains that create a "new system" as described under subsection 62-555.525(1), F.A.C.; or
- construction of water mains that will remain dry following completion of construction.

(A specific construction permit is required for each project involving any of the above listed construction work.)

Signature, Seal, and Date:

Leonard Z. Gamble, State of Florida,  
Professional Engineer, License No. 65921.

This item has been digitally signed and sealed  
by Leonard Z. Gamble on the date indicated  
here.  
Printed copies of this document are not  
considered signed and sealed and the signature  
must be verified on any electronic copies.

Digitally  
signed by  
Leonard Z.  
Gamble  
Date:  
2026.03.09  
13:27:12  
-04'00'

Leonard  
Z. Gamble

Digitally signed by  
Leonard Z. Gamble  
Date: 2026.03.09  
13:21:21 -04'00'

Printed/Typed Name: Leonard Z. Gamble

License Number: 65921

Portion of Preliminary Design Report for Which Responsible:

Signature, Seal, and Date:

Printed/Typed Name:

License Number:

Portion of Preliminary Design Report for Which Responsible:

\* Except as noted in paragraphs 62-555.520(3)(a) and (b), F.A.C., projects shall be designed under the responsible charge of one or more professional engineers (PEs) licensed in Florida. If this project is being designed under the responsible charge of one or more PEs licensed in Florida, Part III.D of this notice shall be completed by the PE(s) in responsible charge. If this project is not being designed under the responsible charge of one or more PEs licensed in Florida, Part III.D does not have to be completed.